



SIMBOLIZARE : LDI-S / II(III,IV) / L (M) (CLAMI)
SYMBOL : (CTPF)

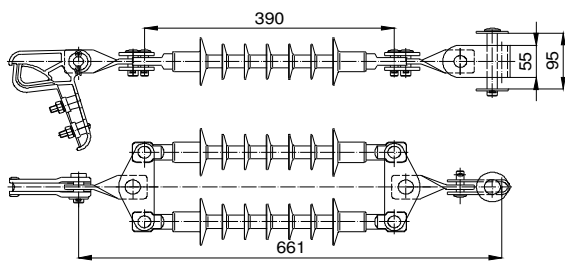
LDI - lanț dublu de întindere
- *double tension string*

S - izolator Siliconic
- *composite insulator*

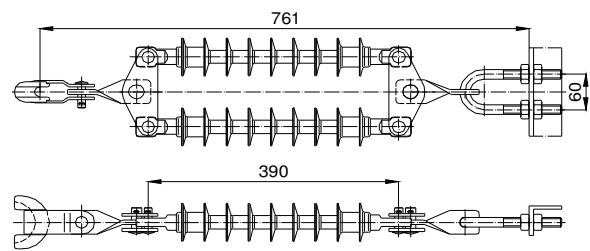
II - zona de poluare (conform SR CEI 60815)
- *pollution level (according to RS IEC 60815)*

L(M) - Faza Laterala (de Mijloc)
- *side phase (middle phase)*

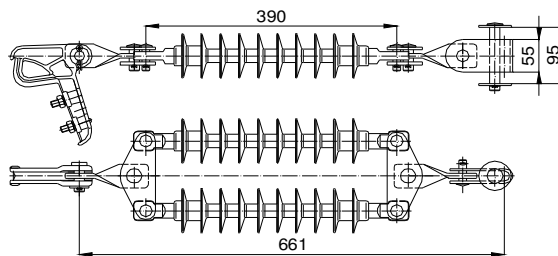
masa / weight	kg	zona de poluare pollution level		
		I - II	III	IV
		5,1	5,2	5,3



LDI-S/II/M-Clami 35-50



LDI-S/III/L-CTPF



LDI-S/IV/M-Clami 35-50